Why KET ?

CONNECTORS

All about components, where technology starts - KET

We realize the highest customer satisfaction through providing the impeccable quality.

The first principle that KET pursues is perfect product with the best quality. As ways to achieve the goal, KET implemented QC programs in and out of the company, held seminars on similar technology, conducted non-defect activities and introduced a multi-purpose environmental testing machine, which aimed at delivering perfect quality and services.

As a result of various efforts, our quality management system is widely recognized by receiving a number of international quality certifications such as ISO9001,QS9000, TS16949 and ISO14001.

KET ENGINEERED

The Technology Power Plant for the Development of the Next Generation Components

KET boasts R&D specialists who account for more than 20% of total number of employees while investing over 10% of annual sales in R&D efforts annually. The R&D center started off with development of connectors used for automobiles, home appliances and communication. The center is making its utmost efforts to come up with new products including automotive integration module, mobile and optical communication components.
Adopting the attitude of "only the products with best quality and best technology will be created by KET", the company is continuing its R&D efforts to develop the state-of-the-art products even at this moment.



Full Automation & High productivity

The production capability and technology of KET in manufacturing connectors have been accumulated for the past 42 years, which is highlighted by full automation of all production lines. The company is equipped with the newest manufacturing facilities such as a high-speed precision press line, a computer-controlled injection molding machine line. Moreover, KET secure competitiveness in cost and quality. Our advanced system allowing to manufacture various product types at small quantity, which the comprehensive management information system of KET enables customers to access any products at any time during the entire process from ordering to delivery.

PRODUCT LINEUP

UL CSA TÜV VDE

SYMBOL

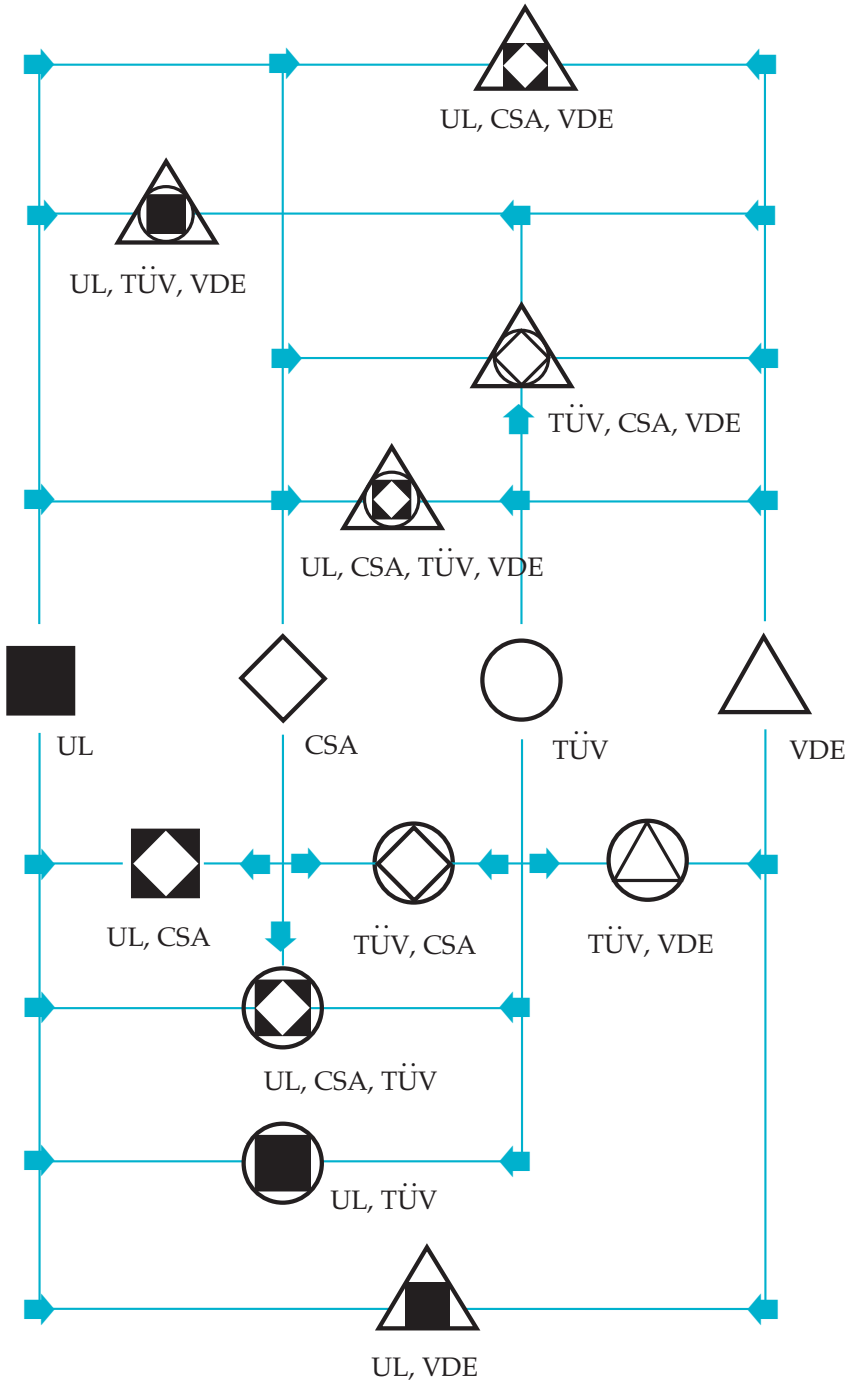

PRODUCT LINEUP

STRIP TERMINAL, HOUSING FEATURES

HOUSING

PLUG (FEMALE)

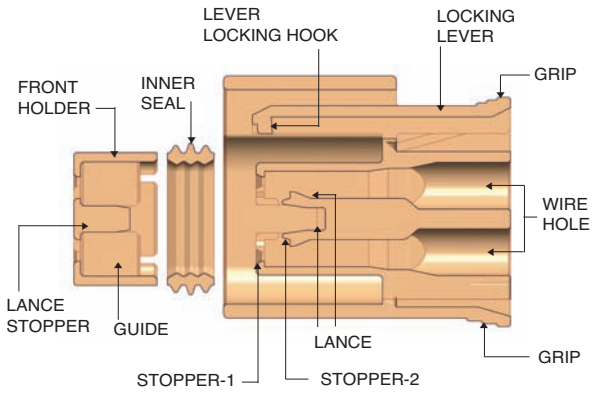

RECEPTACLE(MALE)

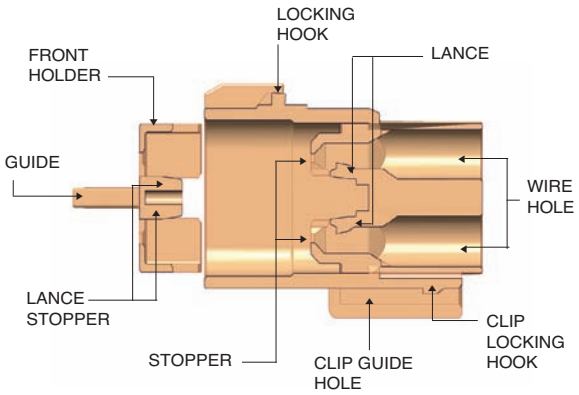

TERMINAL

RECEPTACLE (FEMALE)

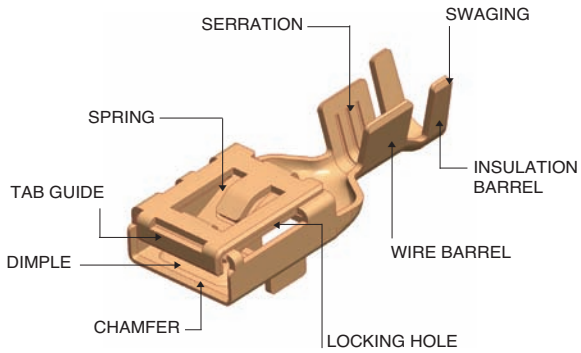

TAB((MALE)

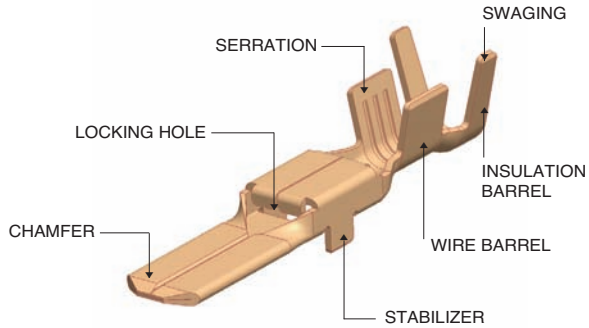

PART NUMBER SYSTEM (HOUSING)

1. HOUSING

6 1 0000 - 1

- Product Number
- Serial Number
- 1. Female
- 2. Male
- 3. Holder & Clip
- 4. Male Ass'y
- 5. Female Ass'y
- 6. Others Ass'y
- 8. Rubber Seal
- 1. Red
- 11. Orange
- 12. Light Pink
- 2. Blue
- 20. Jade
- 21. Sky Blue
- 3. Yellow
- 4. Gray
- 40. Dark Gray
- 41. Light Gray
- 5. Black
- 6. Green
- 7. Brown
- 8. Light Green
- 9. Magenta

PART NUMBER SYSTEM (TERMINAL)

2. STRIP TERMINAL

7 1 0000 - 1

- Product Number
- Serial Number
- 1. Ring
- 2. Spade
- 3. Female
- 4. Male
- 5. Pin
- 6. Splice & Button
- 8. Fuse & etc.
- 1. Non-Plating
- 2. Sn/Ni
- 3. Pre-Tin
- 4. Ag/Ni
- 5. Ni
- 6. Cr
- G. Au/Ni
- GS. Au/Sn-Pb
- P. Pd

PRODUCT LINEUP

CRIMPING SPECIFICATION

NOMENCLATURE

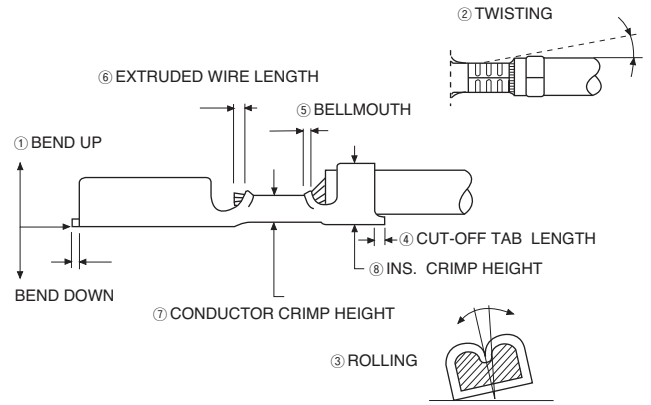

CRIMPING CONDITIONS

	Check Point	Requirements
①	Bend-up	3-6° MAX
	Bend-Down	3-6° MAX
②	Twisting	3-6° MAX
③	Rolling	3-6° MAX
④	Cut-Off Tab Length	0.5mm MAX
⑤	Bellmouth	0.3mm-0.8mm
⑥	Extruded Wire Length	0-2mm
	Wire Strip Length	4.5mm-5.5mm

WIRE CRIMPING SHAPE

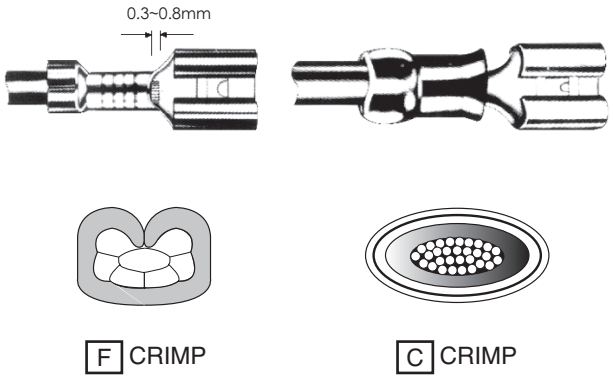

F CRIMP

C CRIMP

FORCES FOR CRIMP PULL-OUT TEST

Wire Size		Standard/Minimum	
mm^2	AWG	Pounds	kg
0.13	26	-	-
0.22	24	-	-
0.3	22	8	3.6
0.5	20	13	5.9
0.85	18	20	9.1
1.25	16	30	13.6
2.0	14	50	22.7
3.0	12	70	31.8
5.0	10	80	36.3

INSULATION CRIMPING SHAPE

Standard SDL 250D/L WP

PRODUCT LINEUP

020 CONNECTOR	025II CONNECTOR	C025 CONNECTOR	C025 WP CONNECTOR
040WP(RK) CONNECTOR	AIRBAG CONNECTOR	050 CONNECTOR	SSD 0509 CONNECTOR
N060 WP CONNECTOR	C060 WP CONNECTOR	SDLII(070) CONNECTOR	SWP CONNECTOR
090 WP CONNECTOR	N110 CONNECTOR	N110 WP CONNECTOR	187II WP CONNECTOR
HYB WP CONNECTOR	HYB LEVER(025II HYB)	HYB LEVER(C025 HYB)	HYB LEVER(C025 HYB WP)
PCB(SMD) CONNECTOR	ECU 196P CONNECTOR	ECU 198P CONNECTOR	JOINT
FUSE & RELAY BOX	PRA	HIGH VOLTAGE(HVSC 280, 630)	HIGH VOLTAGE(200A)

KET ENGINEERED

030(91A) CONNECTOR

040III CONNECTOR

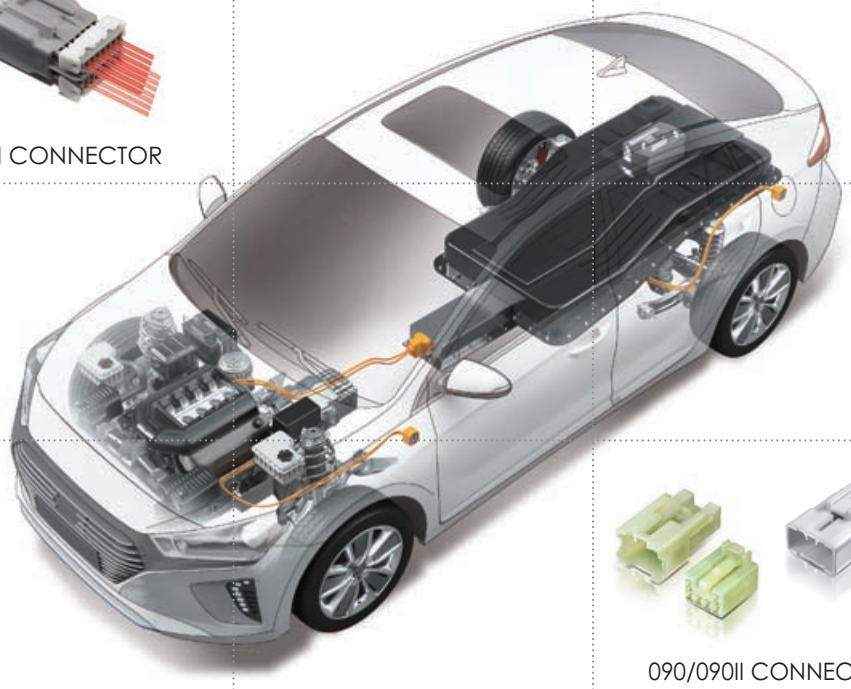

N060 CONNECTOR



ASC CONNECTOR



090/090II CONNECTOR

N250 CONNECTOR

250 WP CONNECTOR

312II WP CONNECTOR

375(58L) CONNECTOR

FAKRAHYB LEVER

DOOR CONNECTOR

PCB CONNECTOR(VRT)

PCB CONNECTOR(HZT)

HEAD LAMP

BULB SOCKET

SENSOR

WIRE TO BOARD

CHARGE COUPLER

BATTERY FUSE TERMINAL/MULTI FUSE

FAKRA(W TO W / WAFER)

HIGH SPEED FLOATING B TO B

AUTOMOTIVE LINEUP

APPEARANCE	MATERIAL	SPECIFICATIONS	PAGE
020	▶Terminal Tab Size : 020 ▶Terminal F : Copper Alloy / Pre-Tin ▶ Housing : P.B.T	▶ Current Rating : 3A ▶ Contact Resistance : 10mΩ Max(Initial) ▶ Insulation Resistance : DC 500V 100MΩ Min ▶ Wire Size : 0.22~0.3	36
025II	▶Terminal Tab Size : 025 ▶Terminal M : Copper Alloy / Pre-Tin F : Copper Alloy / Pre-Tin ▶ Housing : P.B.T	▶ Current Rating : 5A ▶ Contact Resistance : 10mΩ Max(Initial) ▶ Insulation Resistance : DC 500V 100MΩ Min ▶ Wire Size : 0.22~0.5	37
C025	▶Terminal Tab Size : 025 ▶Terminal M : Copper Alloy / Pre-Tin F : Copper Alloy / Pre-Tin ▶ Housing : P.B.T	▶ Current Rating : 5A ▶ Contact Resistance : 10mΩ Max(Initial) ▶ Insulation Resistance : DC 500V 100MΩ Min ▶ Wire Size : 0.22~0.5	39
025 WP	▶Terminal Tab Size : 025 ▶Terminal M : Brass / Pre-Tin F : Copper Alloy / Pre-Tin ▶ Housing : P.B.T	▶ Current Rating : 5A ▶ Contact Resistance : 10mΩ Max(Initial) ▶ Insulation Resistance : DC 500V 100MΩ Min ▶ Wire Size : 0.22~0.5	40
025 WP(RH)	▶Terminal Tab Size : 025 ▶Terminal F : Copper Alloy / Pre-Tin ▶ Housing : P.B.T	▶ Current Rating : 5A ▶ Contact Resistance : 10mΩ Max(Initial) ▶ Insulation Resistance : DC 500V 100MΩ Min ▶ Wire Size : 0.3~0.5	42
C025 WP	▶Terminal Tab Size : 025 ▶Terminal M : Copper Alloy / Pre-Tin F : Copper Alloy / Pre-Tin ▶ Housing : P.B.T	▶ Current Rating : 5A ▶ Contact Resistance : 10mΩ Max(Initial) ▶ Insulation Resistance : DC 500V 100MΩ Min ▶ Wire Size : 0.22~0.5	43

*Allowable current may vary depending no. of poles used, size of the wire, time elapsed, temperature etc.

KET ENGINEERED

AUTOMOTIVE LINEUP

APPEARANCE	MATERIAL	SPECIFICATIONS	PAGE
030(91A) 	▶Terminal Tab Size : 030 ▶Terminal M : Brass / Pre-Tin F : Copper Alloy / Pre-Tin ▶ Housing : P.B.T	▶ Current Rating : 5A ▶ Contact Resistance : 5mΩ Max(Initial) ▶ Insulation Resistance : DC 500V 100MΩ Min ▶ Wire Size : 0.22~0.85	45
040	▶Terminal Tab Size : 040 ▶Terminal M : Copper Alloy / Pre-Tin F : Copper Alloy / Pre-Tin ▶ Housing M : PA66-GF30 F : HPA	▶ Current Rating : 5A ▶ Contact Resistance : 5mΩ Max(Initial) ▶ Insulation Resistance : DC 500V 100MΩ Min ▶ Wire Size : 0.22~0.85	47
040III	▶Terminal Tab Size : 040 ▶Terminal M : Brass / Pre-Tin F : Copper Alloy / Pre-Tin ▶ Housing : P.B.T	▶ Current Rating : 5A ▶ Contact Resistance : 5mΩ Max(Initial) ▶ Insulation Resistance : DC 500V 100MΩ Min ▶ Wire Size : 0.22~0.85	48
040 WP(RK)	▶Terminal Tab Size : 040 ▶Terminal M : Brass / Pre-Tin F : Copper Alloy / Pre-Tin ▶ Housing : P.B.T	▶ Current Rating : 5A ▶ Contact Resistance : 5mΩ Max(Initial) ▶ Insulation Resistance : DC 500V 100MΩ Min ▶ Wire Size : 0.3~0.85	52
AIRBAG 	▶Terminal Tab Size : 040 ▶Terminal F : Copper Alloy / Pre-Tin ▶ Housing : HPA	▶ Current Rating : 5A ▶ Contact Resistance : 5mΩ Max(Initial) ▶ Insulation Resistance : DC 500V 100MΩ Min ▶ Wire Size : 0.3~0.5	57
050	▶Terminal Tab Size : 050 ▶Terminal M : Brass / Pre-Tin F : Copper Alloy / Pre-Tin ▶ Housing : P.B.T	▶ Current Rating : 5A ▶ Contact Resistance : 5mΩ Max(Initial) ▶ Insulation Resistance : DC 500V 100MΩ Min ▶ Wire Size : 0.22~0.5	59

*Allowable current may vary depending no. of poles used, size of the wire, time elapsed, temperature etc.

AUTOMOTIVE LINEUP

APPEARANCE	MATERIAL	SPECIFICATIONS	PAGE
SSD	▶Terminal Tab Size : 050 ▶Terminal M : Brass / Pre-Tin F : Copper Alloy / Pre-Tin ▶ Housing : P.B.T	▶ Current Rating : 5A ▶ Contact Resistance : 5mΩ Max(Initial) ▶ Insulation Resistance : DC 500V 100MΩ Min ▶ Wire Size : 0.3~0.85	61
0509 WP	▶Terminal Tab Size : 050 / 090 ▶Terminal 090 M : Brass / Pre-Tin 090 F : Copper Alloy / Pre-Tin 050 M : Brass / Pre-Tin 050 F : Copper Alloy / Pre-Tin ▶ Housing : P.B.T	▶ Current Rating : 5A / 10A ▶ Contact Resistance : 5/3mΩ Max(Initial) ▶ Insulation Resistance : DC 500V 100MΩ Min ▶ Wire Size : 0.3~2.0	63
C060	▶Terminal Tab Size : 060 ▶Terminal M : Brass / Pre-Tin F : Copper Alloy / Pre-Tin ▶ Housing : P.B.T	▶ Current Rating : 10A ▶ Contact Resistance : 5mΩ Max(Initial) ▶ Insulation Resistance : DC 500V 100MΩ Min ▶ Wire Size : 0.22~1.25	65
N060	▶Terminal Tab Size : 060(0.64T) ▶Terminal M : Brass / Pre-Tin F : Copper Alloy / Pre-Tin ▶ Housing : P.B.T	▶ Current Rating : 10A ▶ Contact Resistance : 5mΩ Max(Initial) ▶ Insulation Resistance : DC 500V 100MΩ Min ▶ Wire Size : 0.22~1.25	66
060(0.8T)	▶Terminal Tab Size : 060(0.8T) ▶Terminal M : Copper Alloy / Pre-Tin F : Copper Alloy / Pre-Tin ▶ Housing : P.B.T	▶ Current Rating : 10A ▶ Contact Resistance : 5mΩ Max(Initial) ▶ Insulation Resistance : DC 500V 100MΩ Min ▶ Wire Size : 0.22~1.25	69
060(62C)	▶Terminal Tab Size : 060 ▶Terminal M : Brass / Pre-Tin F : Copper Alloy / Pre-Tin ▶ Housing : P.B.T	▶ Current Rating : 6A ▶ Contact Resistance : 5mΩ Max(Initial) ▶ Insulation Resistance : DC 500V 100MΩ Min ▶ Wire Size : 0.3~0.85	70

*Allowable current may vary depending no. of poles used, size of the wire, time elapsed, temperature etc.

KET ENGINEERED

AUTOMOTIVE LINEUP

APPEARANCE	MATERIAL	SPECIFICATIONS	PAGE
060II 	▶Terminal Tab Size : 060 ▶Terminal F : Copper Alloy ▶ Housing : P.B.T	▶ Current Rating : 10A ▶ Contact Resistance : 5mΩ Max(Initial) ▶ Insulation Resistance : DC 500V 100MΩ Min ▶ Wire Size : 0.3~1.25	72
C060 WP	▶Terminal Tab Size : 060 ▶Terminal M : Brass / Pre-Tin F : Copper Alloy/ Pre-Tin ▶ Housing : P.B.T GF15	▶ Current Rating : 10A ▶ Contact Resistance : 5mΩ Max(Initial) ▶ Insulation Resistance : DC 500V 100MΩ Min ▶ Wire Size : 0.3~1.25	73
N060 WP	▶Terminal Tab Size : 060(0.64T) ▶Terminal M : Brass / Pre-Tin F : Copper Alloy / Pre-Tin ▶ Housing : P.B.T	▶ Current Rating : 10A ▶ Contact Resistance : 5mΩ Max(Initial) ▶ Insulation Resistance : DC 500V 100MΩ Min ▶ Wire Size : 0.22~1.25	74
060WP(0.8T)	▶Terminal Tab Size : 060(0.8T) ▶Terminal M : Brass / Pre-Tin F : Copper Alloy / Pre-Tin ▶ Housing : P.B.T	▶ Current Rating : 10A ▶ Contact Resistance : 5mΩ Max(Initial) ▶ Insulation Resistance : DC 500V 100MΩ Min ▶ Wire Size : 0.22~1.25	76
SDL 	▶Terminal Tab Size : 070 ▶Terminal M : Brass / Pre-Tin F : Copper Alloy / Pre-Tin ▶ Housing : P.B.T	▶ Current Rating : 9A ▶ Contact Resistance : 3mΩ Max(Initial) ▶ Insulation Resistance : DC 500V 100MΩ Min ▶ Wire Size : 0.22~2.0	79
SDLII	▶Terminal Tab Size : 070 ▶Terminal M : Brass / Pre-Tin F : Copper Alloy / Pre-Tin ▶ Housing : P.B.T	▶ Current Rating : 9A ▶ Contact Resistance : 3mΩ Max(Initial) ▶ Insulation Resistance : DC 500V 100MΩ Min ▶ Wire Size : 0.22~2.0	81

*Allowable current may vary depending no. of poles used, size of the wire, time elapsed, temperature etc.

AUTOMOTIVE LINEUP

APPEARANCE	MATERIAL	SPECIFICATIONS	PAGE
SWP	▶Terminal Tab Size : 070 ▶Terminal M : Brass / Pre-Tin F : Copper Alloy / Pre-Tin ▶ Housing : P.B.T	▶ Current Rating : 9A ▶ Contact Resistance : 3mΩ Max(Initial) ▶ Insulation Resistance : DC 500V 250MΩ Min ▶ Wire Size : 0.3~2.0	82
OBDII	▶Terminal Tab Size : 070 ▶Terminal F : Copper Alloy / Pre-Tin ▶ Housing : P.B.T	▶ Current Rating : 9A ▶ Contact Resistance : 3mΩ Max(Initial) ▶ Insulation Resistance : DC 500V 100MΩ Min ▶ Wire Size : 0.3~0.5	85
DIAGNOSIS	▶Terminal Tab Size : 070 ▶Terminal F : Copper Alloy / Pre-Tin ▶ Housing : PA66	▶ Current Rating : 9A ▶ Contact Resistance : 3mΩ Max(Initial) ▶ Insulation Resistance : DC 500V 100MΩ Min ▶ Wire Size : 0.3~2.0	85
090	▶Terminal Tab Size : 090 ▶Terminal M : Brass / Pre-Tin F : Brass / Pre-Tin ▶ Housing : PA66	▶ Current Rating : 10A ▶ Contact Resistance : 3mΩ Max(Initial) ▶ Insulation Resistance : DC 500V 100MΩ Min ▶ Wire Size : 0.2~1.25	89
090II 	▶Terminal Tab Size : 090 ▶Terminal M : Brass / Pre-Tin F : Copper Alloy / Pre-Tin ▶ Housing : P.B.T	▶ Current Rating : 10A ▶ Contact Resistance : 3mΩ Max(Initial) ▶ Insulation Resistance : DC 500V 100MΩ Min ▶ Wire Size : 0.22~2.0	92
ASC 	▶Terminal Tab Size : 090 ▶Terminal M : Brass / Pre-Tin F : Copper Alloy / Pre-Tin ▶ Housing : P.B.T	▶ Current Rating : 10A ▶ Contact Resistance : 3mΩ Max(Initial) ▶ Insulation Resistance : DC 500V 100MΩ Min ▶ Wire Size : 0.22~2.5	98

*Allowable current may vary depending no. of poles used, size of the wire, time elapsed, temperature etc.

KET ENGINEERED

AUTOMOTIVE LINEUP

APPEARANCE	MATERIAL	SPECIFICATIONS	PAGE
090 DTC	▶Terminal Tab Size : 090 ▶Terminal M : Brass / Pre-Tin F : Brass, Copper Alloy/Pre-Tin ▶ Housing : P.B.T	▶ Current Rating : 10A ▶ Contact Resistance : 3mΩ Max(Initial) ▶ Insulation Resistance : DC 500V 100MΩ Min ▶ Wire Size : 0.22~2.0	102
090 WP	▶Terminal Tab Size : 090 ▶Terminal F : Brass / Pre-Tin : Copper Alloy / Pre-Tin ▶ Housing : P.B.T	▶ Current Rating : 10A ▶ Contact Resistance : 3mΩ Max(Initial) ▶ Insulation Resistance : DC 500V 100MΩ Min ▶ Wire Size : 0.3~2.0	104
090 WP	▶Terminal Tab Size : 090 ▶Terminal F : Copper Alloy / Pre-Tin ▶ Housing : P.B.T	▶ Current Rating : 10A ▶ Contact Resistance : 3mΩ Max(Initial) ▶ Insulation Resistance : DC 500V 100MΩ Min ▶ Wire Size : 0.3~2.0	106
090II WP	▶Terminal Tab Size : 090 ▶Terminal M : Brass / Pre-Tin F : Copper Alloy / Pre-Tin ▶ Housing : P.B.T	▶ Current Rating : 10A ▶ Contact Resistance : 3mΩ Max(Initial) ▶ Insulation Resistance : DC 500V 100MΩ Min ▶ Wire Size : 0.22~2.0	107
N110	▶Terminal Tab Size : 110 ▶Terminal M : Copper Alloy / Pre-Tin F : Copper Alloy / Pre-Tin ▶ Housing : P.B.T	▶ Current Rating : 15A ▶ Contact Resistance : 3mΩ Max(Initial) ▶ Insulation Resistance : DC 500V 100MΩ Min ▶ Wire Size : 0.22~4.0	111
N110 WP	▶Terminal Tab Size : 110 ▶Terminal M : Copper Alloy / Pre-Tin F : Copper Alloy / Pre-Tin ▶ Housing : P.B.T	▶ Current Rating : 15A ▶ Contact Resistance : 3mΩ Max(Initial) ▶ Insulation Resistance : DC 500V 100MΩ Min ▶ Wire Size : 2.0~4.0	112

*Allowable current may vary depending no. of poles used, size of the wire, time elapsed, temperature etc.

AUTOMOTIVE LINEUP

APPEARANCE	MATERIAL	SPECIFICATIONS	PAGE
110(58T)	▶Terminal Tab Size : 110 ▶Terminal M : Brass / Pre-Tin F : Brass / Pre-Tin ▶ Housing : P.B.T	▶ Current Rating : 10A ▶ Contact Resistance : 3mΩ Max(Initial) ▶ Insulation Resistance : DC 500V 100MΩ Min ▶ Wire Size : 0.3~2.0	113
110 D/L	▶Terminal Tab Size : 110 ▶Terminal F : Brass / Pre-Tin ▶ Housing : PA66	▶ Current Rating : 10A ▶ Contact Resistance : 3mΩ Max(Initial) ▶ Insulation Resistance : DC 500V 100MΩ Min ▶ Wire Size : 0.3~2.0	114
110 WP(58W)	▶Terminal Tab Size : 110 ▶Terminal M : Brass / Pre-Tin F : Copper Alloy / Pre-Tin ▶ Housing : PA66	▶ Current Rating : 15A ▶ Contact Resistance : 3mΩ Max(Initial) ▶ Insulation Resistance : DC 500V 100MΩ Min ▶ Wire Size : 0.3~2.0	115
110(280)	▶Terminal Tab Size : 110(280) ▶Terminal M : Brass / Pre-Tin F : Copper Alloy / Pre-Tin ▶ Housing : P.B.T	▶ Current Rating : 15A ▶ Contact Resistance : 3mΩ Max(Initial) ▶ Insulation Resistance : DC 500V 100MΩ Min ▶ Wire Size : 0.3~3.0	117
110(280) WP	▶Terminal Tab Size : 110(280) ▶Terminal M : Brass / Pre-Tin F : Copper Alloy / Pre-Tin ▶ Housing : P.B.T	▶ Current Rating : 15A ▶ Contact Resistance : 3mΩ Max(Initial) ▶ Insulation Resistance : DC 500V 100MΩ Min ▶ Wire Size : 0.5~2.5	118
TLC	▶Terminal Tab Size : Ø1.0 ▶Terminal M : Brass / Pre-Tin ▶ Housing : P.B.T	▶ Current Rating : 3A ▶ Contact Resistance : 5mΩ Max(Initial) ▶ Insulation Resistance : DC 500V 250MΩ Min ▶ Wire Size : 0.3~0.5	121

*Allowable current may vary depending no. of poles used, size of the wire, time elapsed, temperature etc.

KET ENGINEERED

AUTOMOTIVE LINEUP

APPEARANCE	MATERIAL	SPECIFICATIONS	PAGE
118(PA)	▶Terminal Tab Size : 118 ▶Terminal M : Brass / Pre-Tin F : Brass / Pre-Tin ▶ Housing : PA66	▶ Current Rating : 10A ▶ Contact Resistance : 3mΩ Max(Initial) ▶ Insulation Resistance : DC 500V 100MΩ Min ▶ Wire Size : 0.2~2.5	123
187II WP	▶Terminal Tab Size : 187 ▶Terminal M : Brass / Pre-Tin F : Brass / Pre-Tin Copper Alloy / Pre-Tin ▶ Housing : P.B.T	▶ Current Rating : 20A ▶ Contact Resistance : 3mΩ Max(Initial) ▶ Insulation Resistance : DC 500V 100MΩ Min ▶ Wire Size : 0.3~3.0	127
N250	▶Terminal Tab Size : 250 ▶Terminal M : Copper Alloy / Pre-Tin F : Copper Alloy / Pre-Tin ▶ Housing : P.B.T	▶ Current Rating : 25A ▶ Contact Resistance : 3mΩ Max(Initial) ▶ Insulation Resistance : DC 500V 100MΩ Min ▶ Wire Size : 0.5~6.0	129
250	▶Terminal Tab Size : 250 ▶Terminal M : Brass / Pre-Tin F : Brass / Pre-Tin ▶ Housing : PA66	▶ Current Rating : 20A ▶ Contact Resistance : 3mΩ Max(Initial) ▶ Insulation Resistance : DC 500V 100MΩ Min ▶ Wire Size : 0.3~3.0	130
250 D/L	▶Terminal Tab Size : 250 ▶Terminal M : Brass / Pre-Tin F : Brass / Pre-Tin ▶ Housing : PA66	▶ Current Rating : 20A ▶ Contact Resistance : 3mΩ Max(Initial) ▶ Insulation Resistance : DC 500V 100MΩ Min ▶ Wire Size : 0.3~3.0	135
250III	▶Terminal Tab Size : 250 ▶Terminal F : Brass / Pre-Tin ▶ Housing : P.B.T	▶ Current Rating : 20A ▶ Contact Resistance : 3mΩ Max(Initial) ▶ Insulation Resistance : DC 500V 100MΩ Min ▶ Wire Size : 0.3~3.0	137

*Allowable current may vary depending no. of poles used, size of the wire, time elapsed, temperature etc.

AUTOMOTIVE LINEUP

APPEARANCE	MATERIAL	SPECIFICATIONS	PAGE
250 WP(58X)	▶Terminal Tab Size : 250 ▶Terminal M : Brass / Pre-Tin F : Brass / Pre-Tin ▶ Housing : PA66	▶ Current Rating : 20A ▶ Contact Resistance : 3mΩ Max(Initial) ▶ Insulation Resistance : DC 500V 250MΩ Min ▶ Wire Size : 0.5~3.0	139
250(630)	▶Terminal Tab Size : 250(630) ▶Terminal M : Brass / Pre-Tin F : Copper Alloy / Pre-Tin ▶ Housing : P.B.T	▶ Current Rating : 25A ▶ Contact Resistance : 3mΩ Max(Initial) ▶ Insulation Resistance : DC 500V 100MΩ Min ▶ Wire Size : 0.5~4.0	140
312	▶Terminal Tab Size : 312 ▶Terminal M : Brass / Pre-Tin F : Brass / Pre-Tin ▶ Housing : PA66	▶ Current Rating : 30A ▶ Contact Resistance : 3mΩ Max(Initial) ▶ Insulation Resistance : DC 500V 100MΩ Min ▶ Wire Size : 0.3~5.0	141
312II	▶Terminal Tab Size : 312 ▶Terminal M : Brass / Pre-Tin F : Brass / Pre-Tin Copper Alloy / Pre-Tin ▶ Housing : P.B.T	▶ Current Rating : 42A ▶ Contact Resistance : 3mΩ Max(Initial) ▶ Insulation Resistance : DC 500V 100MΩ Min ▶ Wire Size : 2.0~8.0	143
312II WP	▶Terminal Tab Size : 312 ▶Terminal M : Brass / Pre-Tin F : Brass / Pre-Tin Copper Alloy / Pre-Tin ▶ Housing : P.B.T	▶ Current Rating : 42A ▶ Contact Resistance : 3mΩ Max(Initial) ▶ Insulation Resistance : DC 500V 100MΩ Min ▶ Wire Size : 1.25~8.0	144
375(58L)	▶Terminal Tab Size : 375 ▶Terminal M : Copper Alloy / Pre-Tin F : Copper Alloy / Pre-Tin ▶ Housing : PA 66	▶ Current Rating : 60A ▶ Contact Resistance : 2mΩ Max(Initial) ▶ Insulation Resistance : DC 500V 100MΩ Min ▶ Wire Size : 3.0~10.0	147

*Allowable current may vary depending no. of poles used, size of the wire, time elapsed, temperature etc.

KET ENGINEERED

AUTOMOTIVE LINEUP

APPEARANCE	MATERIAL	SPECIFICATIONS	PAGE
375 WP	▶Terminal Tab Size : 375 ▶Terminal M : Copper Alloy / Ag F : Copper Alloy / Ag ▶ Housing : PBT GF 15	▶ Current Rating : 60A ▶ Contact Resistance : 2mΩ Max(Initial) ▶ Insulation Resistance : DC 500V 100MΩ Min ▶ Wire Size : 10.0~15.0	149
375(58Y)	▶Terminal Tab Size : 375 ▶Terminal M : Copper Alloy / Pre-Tin F : Copper Alloy / Pre-Tin ▶ Housing : P.B.T	▶ Current Rating : 60A ▶ Contact Resistance : 2mΩ Max(Initial) ▶ Insulation Resistance : DC 500V 100MΩ Min ▶ Wire Size : 3.0~10.0	150
375(950)	▶Terminal Tab Size : 375 ▶Terminal F : Copper Alloy / Pre-Tin ▶ Housing : P.B.T	▶ Current Rating : 80A ▶ Contact Resistance : 1mΩ Max(Initial) ▶ Insulation Resistance : DC 500V 100MΩ Min ▶ Wire Size : 8.0~15.0	152
CONNECTOR CLIP			153
HYBRID 	▶Terminal Tab Size : 025/ 040/ 050/ 060/ 070/ 090/ 110/ 187/ 250/ 375 ▶Terminal M : Brass / Pre-Tin F : Brass, Copper Alloy/Pre-Tin ▶ Housing : P.B.T	▶ Current Rating : 5A/5A/5A/10A/9A/10A/15A/20A/ 25A/60A ▶ Contact Resistance : 10/5/5/5/3/3/3/3/3/2mΩ Max(Initial) ▶ Insulation Resistance : DC 500V 100MΩ Min ▶ Wire Size : 0.22~8.0	158
HYBRID(LEVER TYPE)	▶Terminal Tab Size : 025/ 040/ 060/ 090/ 110/ 187/250 ▶Terminal M : Brass / Pre-Tin F : Copper Alloy / Pre-Tin ▶ Housing : P.B.T	▶ Current Rating : 5A / 5A / 10A / 10A / 15A / 20A / 25A ▶ Contact Resistance : 10/5/5/3/3/3/3m Ω Max(Initial) ▶ Insulation Resistance : DC 500V 100MΩ Min ▶ Wire Size : 0.22~4.0	167

*Allowable current may vary depending no. of poles used, size of the wire, time elapsed, temperature etc.

AUTOMOTIVE LINEUP

APPEARANCE	MATERIAL	SPECIFICATIONS	PAGE
HYBRID WP	▶Terminal Tab Size : 025/ 060/ 110/ 187/ 312/ 375 ▶Terminal 090 M : Brass / Pre-Tin F : Copper Alloy / Pre-Tin 187 M : Brass / Pre-Tin 312 F : Brass / Pre-Tin Copper Alloy / Pre-Tin 375 M : Copper Alloy /Ag F : Copper Alloy /Ag ▶Housing : P.B.T	▶ Current Rating : 5A/10A/15A/20A/42A/60A ▶ Contact Resistance : 10/5/3/3/3/2mΩMax(Initial) ▶ Insulation Resistance : DC 500V 100MΩ Min ▶ Wire Size : 0.3~15.0	177
FAKRA HYBRID(LEVER TYPE)	▶Terminal Tab Size : 025/060/110/250/FAKRA ▶Terminal 025 M : Copper Alloy / Pre-Tin F : Copper Alloy / Pre-Tin 060 M : Brass / Pre-Tin F : Copper Alloy / Pre-Tin 110 M : Brass / Pre-Tin F : Copper Alloy / Pre-Tin ▶Housing : P.B.T	▶ Current Rating : 5A / 10A / 15A/ 25A ▶ Contact Resistance : 10/5/3/3m ΩMax(Initial) ▶ Insulation Resistance : DC 500V 100MΩ Min ▶ Wire Size : 0.22~4.0	179
HYBRID BOLT 	▶Terminal Tab Size : 090 / 187 / 312 ▶Terminal 090 M : Brass / Pre-Tin F : Copper Alloy / Pre-Tin 187 M : Brass / Pre-Tin 312 F : Brass / Pre-Tin Copper Alloy / Pre-Tin ▶Housing : P.B.T	▶ Current Rating : 10A / 20A / 42A ▶ Contact Resistance : 3 / 5mΩ Max(Initial) ▶ Insulation Resistance : DC 500V 100MΩ Min ▶ Wire Size : 0.22~8.0	184
DOOR 	▶Terminal Tab Size : 025/040/050/060/070/090/110/187 ▶Terminal M : Brass / Pre-Tin F : Copper Alloy / Pre-Tin ▶ Housing : P.B.T	▶ Current Rating : 5A/5A/5A/10A/9A/10A/15A/ 20A ▶ Contact Resistance : 10/5/5/5/3/3/3/3m ΩMax(Initial) ▶ Insulation Resistance : DC 500V 100MΩ Min ▶ Wire Size : 0.22~3.0	185
CLUSTER (a) (b) 	▶Terminal Tab Size ▶Terminal F : Brass / Pre-Tin F : Copper Alloy / Pre-Tin ▶ Housing : PA66 (a) : P.B.T (b)	▶ Current Rating : 10A ▶ Contact Resistance : 3mΩ Max(Initial) ▶ Insulation Resistance : DC 500V 100MΩ Min ▶ Wire Size : 0.3~1.25	190
PCB 025II 025RF C025N110	▶Terminal Tab Size : 025 / 040 / 090 / 110 ▶Terminal M : Brass / Sn-Plating F : Copper Alloy / Pre-Tin ▶ Housing : P.B.T	▶ Current Rating : 5A / 5A / 10A / 15A ▶ Contact Resistance : 5/10mΩ Max(Initial) ▶ Insulation Resistance : DC 500V 100MΩ Min ▶ Wire Size : 0.22~2.0	195

*Allowable current may vary depending no. of poles used, size of the wire, time elapsed, temperature etc.

KET ENGINEERED

AUTOMOTIVE LINEUP

APPEARANCE	MATERIAL	SPECIFICATIONS	PAGE
PCB(SMD) 020 025II C025C060 070 025II Press Fit 060 Press Fit	 ▶Terminal Tab Size : 025 / 070 / 090 ▶Terminal M : Brass / Sn-Plating F : Copper Alloy / Pre-Tin ▶ Housing M : PPS F : P.B.T	▶ Current Rating : 5A / 9A / 10A ▶ Contact Resistance : 10 / 5 / 3mΩ Max(Initial) ▶ Insulation Resistance : DC 500V 100MΩ Min ▶ Wire Size : 0.22~2.0	200
PCB 030	 ▶Terminal Tab Size : 030 ▶Terminal M : Brass / Sn-Plating F : Copper Alloy / Pre-Tin ▶ Housing : P.B.T	▶ Current Rating : 5A ▶ Contact Resistance : 5mΩ Max(Initial) ▶ Insulation Resistance : DC 500V 100MΩ Min ▶ Wire Size : 0.22~0.85	204
PCB 040(SP) 040II 040III 04070 04090	 ▶Terminal Tab Size : 040 / 070 / 090 ▶Terminal M : Brass / Sn-Plating F : Brass / Copper Alloy ▶ Housing : P.B.T	▶ Current Rating : 5A / 9A / 10A ▶ Contact Resistance : 5mΩ Max(Initial) ▶ Insulation Resistance : DC 500V 100MΩ Min ▶ Wire Size : 0.22~2.0	205
PCB 050	 ▶Terminal Tab Size : 050 ▶Terminal M : Brass / Sn-Plating F : Copper Alloy / Pre-Tin ▶ Housing : P.B.T	▶ Current Rating : 5A ▶ Contact Resistance : 5mΩ Max(Initial) ▶ Insulation Resistance : DC 500V 100MΩ Min ▶ Wire Size : 0.3~0.5	214
PCB N060 060II	 ▶Terminal Tab Size : 060 ▶Terminal M : Brass / Sn-Plating F : Copper Alloy / Pre-Tin ▶ Housing : P.B.T	▶ Current Rating : 10A ▶ Contact Resistance : 5mΩ Max(Initial) ▶ Insulation Resistance : DC 500V 100MΩ Min ▶ Wire Size : 0.22~1.25	216
PCB 070 SDLII	 ▶Terminal Tab Size : 070 ▶Terminal M : Brass / Sn-Plating F : Copper Alloy / Pre-Tin ▶ Housing : P.B.T	▶ Current Rating : 9A ▶ Contact Resistance : 5mΩ Max(Initial) ▶ Insulation Resistance : DC 500V 100MΩ Min ▶ Wire Size : 0.22~2.0	217

*Allowable current may vary depending no. of poles used, size of the wire, time elapsed, temperature etc.

AUTOMOTIVE LINEUP

APPEARANCE	MATERIAL	SPECIFICATIONS	PAGE
PCB 090II ASC 110 118 	▶Terminal Tab Size : 090 / 110 / 118 ▶Terminal M : Brass / Sn-Plating F : Copper Alloy / Pre-Tin ▶ Housing : P.B.T	▶ Current Rating : 10A / 15A / 10A ▶ Contact Resistance : 3mΩ Max(Initial) ▶ Insulation Resistance : DC 500V 100MΩ Min ▶ Wire Size : 0.22~3.0	219
PCB 187II 1809 250 3109 375 	▶Terminal Tab Size : 090 / 187 / 250 / 312 / 375 ▶Terminal M : Brass / Sn-Plating F : Copper Alloy / Pre-Tin ▶ Housing : P.B.T	▶ Current Rating : 10A/28.5A/20A/42A/60A ▶ Contact Resistance : 3mΩ Max(Initial) ▶ Insulation Resistance : DC 500V 100MΩ Min ▶ Wire Size : 0.3~8.0	221
ECU & PCU 196P 	▶Terminal Tab Size : 050 / 110 ▶Terminal M : Copper Alloy / Sn-Plating F : Copper Alloy / Pre-Tin ▶ Housing : PA66 GF30	▶ Current Rating : 5A / 15A ▶ Contact Resistance : 3mΩ Max(Initial) ▶ Insulation Resistance : DC 500V 100MΩ Min ▶ Wire Size : 0.3~2.5	227
ECU 158P, 198P 	▶Terminal Tab Size : 050 / 060 / 110 ▶Terminal M : Copper Alloy / Sn-Plating F : Copper Alloy / Pre-Tin ▶ Housing : PA66 GF30	▶ Current Rating : 5A / 10A / 15A ▶ Contact Resistance : 3mΩ Max(Initial) ▶ Insulation Resistance : DC 500V 100MΩ Min ▶ Wire Size : 0.3~2.5	231
JOINT 025 WP 025II C025 C025 WP 	▶Terminal Tab Size : 025 ▶Terminal M : Brass / Pre-Tin F : Copper Alloy / Pre-Tin ▶ Housing : P.B.T	▶ Current Rating : 5A ▶ Contact Resistance : 10mΩ Max(Initial) ▶ Insulation Resistance : DC 500V 100MΩ Min ▶ Wire Size : 0.22~0.5	234
JOINT 060 C060 060 WP 060110 	▶Terminal Tab Size : 060/110 ▶Terminal M : Brass / Pre-Tin F : Copper Alloy / Pre-Tin ▶ Housing : PA66	▶ Current Rating : 10A / 15A ▶ Contact Resistance :5mΩ Max(Initial) ▶ Insulation Resistance : DC 500V 100MΩ Min ▶ Wire Size : 0.22~3.0	235

*Allowable current may vary depending no. of poles used, size of the wire, time elapsed, temperature etc.

KET ENGINEERED

AUTOMOTIVE LINEUP

APPEARANCE	MATERIAL	SPECIFICATIONS	PAGE
JOINT 070 	▶Terminal Tab Size : 070 ▶Terminal M : Brass / Pre-Tin F : Copper Alloy / Pre-Tin ▶ Housing : PA66, P.B.T	▶ Current Rating : 9A ▶ Contact Resistance : 3mΩ Max(Initial) ▶ Insulation Resistance : DC 500V 100MΩ Min ▶ Wire Size : 0.3~2.0	236
JOINT ASC WP 	▶Terminal Tab Size : 090 ▶Terminal M : Brass / Pre-Tin F : Copper Alloy / Pre-Tin ▶ Housing : P.B.T	▶ Current Rating : 10A ▶ Contact Resistance : 3mΩ Max(Initial) ▶ Insulation Resistance : DC 500V 100MΩ Min ▶ Wire Size : 0.3~2.0	236
JOINT 090 090II 	▶Terminal Tab Size : 090 ▶Terminal M : Brass / Pre-Tin F : Brass, Copper Alloy/Pre-Tin ▶ Housing : P.B.T	▶ Current Rating : 10A ▶ Contact Resistance : 3mΩ Max(Initial) ▶ Insulation Resistance : DC 500V 100MΩ Min ▶ Wire Size : 0.3~2.0	239
EARTH 	▶Terminal Tab Size : 090 / 187 / 250 ▶Terminal M : Brass / Pre-Tin F : Copper Alloy/Pre-Tin ▶ Housing : P.B.T	▶ Current Rating : 9A / 20A / 25A ▶ Contact Resistance : 3mΩ Max(Initial) ▶ Insulation Resistance : DC 500V 100MΩ Min ▶ Wire Size : 0.3~3.0	241
RELAY 	▶Terminal Tab Size : 187 / 250 / 312 / 375 ▶Terminal F : Brass / Pre-Tin ▶ Housing : PA66	▶ Current Rating : 15A / 20A / 30A / 60A ▶ Contact Resistance : 3mΩ Max(Initial) ▶ Insulation Resistance : DC 500V 100MΩ Min ▶ Wire Size : 0.3~8.0	243
HEAD-LAMP 	▶Terminal Tab Size : 110 ▶Terminal F : Copper Alloy / Pre-Tin ▶ Housing : Nylon 66, P.B.T	▶ Current Rating : 15A ▶ Contact Resistance : 3mΩ Max(Initial) ▶ Insulation Resistance : DC 500V 100MΩ Min ▶ Wire Size : 0.5~2.0	244

*Allowable current may vary depending no. of poles used, size of the wire, time elapsed, temperature etc.

AUTOMOTIVE LINEUP

APPEARANCE	MATERIAL	SPECIFICATIONS	PAGE
HEAD-LAMP	▶Terminal Tab Size : 090 ▶Terminal M : Brass / Pre-Tin F : Copper Alloy / Pre-Tin ▶ Housing : P.B.T	▶ Current Rating : 10A ▶ Contact Resistance : ▶ Insulation Resistance : ▶ Wire Size : 0.3~2.0	246
BULB SOCKET FRONT TURN SIGNAL POSITION	▶FRONT LAMP ▶TURN SIGNAL LAMP ▶POSITION LAMP		251
BULB SOCKET RCL BACK-UP HMSL LICENSE	▶RCL(REAR COMBI LAMP) ▶BACK-UP LAMP ▶HMSL(HIGH MOUNT STOP LAMP) ▶LICENSE LAMP		255
COVER			270
BOX (CONVENTIONAL TYPE)	▶Main Body : PA66+PPE ▶Upper Cover, Lower Cover : PP-TD ▶Upper Cover Circuit Print : Label Sticker, Silk print : Laser-marking ▶Bus-Bar : Copper Alloy & Brass	▶ Rated Voltage : DC12V ▶ Humidity Range : 0 ~ 90% ▶ Temperature Range : -30℃~+90℃	279
BOX(PCB TYPE)	▶Main Cover : PA66+PPE ▶Under Cover : PA66+PPE ▶PCB : FR4	▶ Rated Voltage : DC12V ▶ Humidity Range : 0 ~ 90% ▶ Temperature Range : -30℃~+90℃	281

*Allowable current may vary depending no. of poles used, size of the wire, time elapsed, temperature etc.

KET ENGINEERED

AUTOMOTIVE LINEUP

APPEARANCE	MATERIAL	SPECIFICATIONS	PAGE
BOX(BUS-BAR TYPE) 	▶Main Body : PA66+PPE ▶Upper Cover, Lower Cover : PP-TD ▶Upper Cover Circuit Print : Laser-marking ▶Bus-Bar : Copper Alloy	▶ Rated Voltage : DC12V ▶ Humidity Range : 0 ~ 90% ▶ Temperature Range : -30℃~+90℃	282
BOX(Bus-Bar & Wire Type)	▶Main Cover, Under Cover : PP-TD ▶Insulation Plate, Wire Cover : PP-TD ▶Bracket : Steel, PP+GF ▶Bus-Bar : Copper Alloy	▶ Rated Voltage : DC12V ▶ Humidity Range : 0 ~ 90% ▶ Temperature Range : -30℃~+60℃	282
PRA	▶Base Body : PA66+PPE ▶Upper Cover : PA66+PPE ▶Bus-Bar : Copper	▶ Current Rating : 80A ▶ Voltage Rating : DC450V ▶ Temperature Range : -35℃~+75℃	283
HIGH VOLTAGE CONNECTOR	▶Terminal Tab Size : 280 / Ø9 ▶Terminal M : Copper Alloy F : Copper Alloy ▶ Housing : PBT+GF	▶ Current Rating : 20A / 40A / 200A ▶ Voltage Rating : 650 Vdc ▶ Wire Size : 3SQ/40SQ Shield Cable	284
CHARGE COUPLER	▶SAE J1772(Rev. 2010) : AC Level 1, 2 ▶Terminal M : Copper Alloy / Ag F : Copper Alloy / Ag ▶ Body : PA66+GF	▶ Current Rating : Max 32A ▶ Voltage Rating : 265 Vac ▶ Temperature Range : -40℃ ~ +85℃	288
BATTERY FUSE TERMINAL	▶Body : PA6T-GF ▶Element Cover : PES ▶ CAP : PP ▶ Bus Bar : Copper Alloy	▶ BFT 1P : Type A-150A : Type B-180A ▶ BFT 2P : Type A-120A 120A : Type B-150A 150A : Type C-150A 180A ▶ BFT 4P+1P : DSL Type-150A 80A 80A 430A+100A : GAS Type-150A 80A 80A 400A+80A	289

*Allowable current may vary depending no. of poles used, size of the wire, time elapsed, temperature etc.

AUTOMOTIVE LINEUP

APPEARANCE	MATERIAL	SPECIFICATIONS	PAGE
MULTI FUSE	▶Body : PA6T-GF ▶Element Cover : PES ▶ Bus Bar : Copper Alloy	▶ TYPE A : 80A 60A 40A 40A 40A 40A 60A 60A ▶ TYPE B : 80A 60A 60A 40A 40A 40A 60A 60A ▶ TYPE C : 80A 60A 40A 60A 40A 40A 60A 60A	291
SENSOR	▶Cover : PBT+GF ▶Housing : PBT+GF ▶Cover Circuit Print : Label Sticker ▶Terminal : Copper Alloy	▶ Rated Voltage : DC12V or 5V ▶ Humidity Range : 0 ~ 90% ▶ Temperature Range : -40℃~+120℃	292
FLOATING BOARD TO BOARD	▶Insulator : Nylon ▶Terminal : Copper Alloy ▶Metal Fitting : Copper Alloy	▶ Current Rating : 0.5A ▶ Contact Resistance : 50V AC/DC ▶ Withstanding Voltage : AC 500Vram/ Min	296
HIGH SPEED FLOATING B TO B	▶Housing : Nylon, LCP ▶Signal Terminal : Copper Alloy ▶Power Terminal : Copper Alloy ▶Metal Fitting : Brass	▶ Impedance : 100Ω ▶ Maximum Rating Voltage : AC 250V ▶ Maximum Rating Current : Signal - 0.5A : Power - 3.0A	300
WIRE TO BOARD(2.0mm SMD)	▶Insulator : Nylon ▶Terminal : Copper Alloy ▶Pin : Copper Alloy ▶Metal Fitting : Copper Alloy	▶ Current Rating : 3A AC/DC(2 Circuits) ▶ Voltage Rating : 250V AC/DC ▶ Contact Resistance : 30mΩ Max. ▶ Wire Size : AVSS 0.3SQ	302
2.5mm PCB DIRECT	▶Housing : Nylon ▶Insulator : Copper Alloy ▶Inner Contact : Copper Alloy ▶Outer Contact :	▶ Impedance : 3A AC/DC(2 Circuits) ▶ Working Voltage : 250V AC/DC ▶ Contact Current : 30mΩ Max. ▶ Insulation Resistance : AVSS, AESSXF 0.3,0.5SQ	306

*Allowable current may vary depending no. of poles used, size of the wire, time elapsed, temperature etc.

KET ENGINEERED

AUTOMOTIVE LINEUP

APPEARANCE	MATERIAL	SPECIFICATIONS	PAGE
LVDS	▶Housing : Nylon, PBT ▶Insulator : LCP ▶Inner Contact : Copper Alloy ▶Outer Contact : Brass, Copper Alloy	▶ Character Impedance : 100Ω ▶ Maximum Rating Current : 1.5A DC ▶ Maximum Rating Voltage : 500V ▶ Contact Resistance : 30mΩ Max.	308
FAKRA(WIRE TO WIRE)	▶Housing : PBT ▶Insulator : Thermo Plastic or Nylon ▶Inner Contact : Copper Alloy ▶Outer Contact : Copper Alloy, Brass	▶ Impedance : 50Ω ▶ Working Voltage : 335Vrms ▶ Contact Current : 1A DC ▶ Insulation Resistance : 1000MΩ	313
FAKRA(WAFER)	▶Housing : Thermo Plastic ▶Insulator : Thermo Plastic, Teflon ▶Inner Contact : Copper Alloy ▶Outer Contact : Copper Alloy,Zinc Alloy	▶ Impedance : 50Ω ▶ Working Voltage : 335Vrms ▶ Contact Current : 1A DC ▶ Insulation Resistance : 1000MΩ	314

*Allowable current may vary depending no. of poles used, size of the wire, time elapsed, temperature etc.

ELECTRONIC LINEUP

APPEARANCE	MATERIAL	SPECIFICATIONS	PAGE
P-LOCK	▶Terminal Tab Size : 250 / 187 ▶Terminal F : Brass / Pre-Tin(.250) ▶Terminal F : Brass / Pre-Tin(.187) ▶ Housing : Nylon 66	▶ Current Rating : 20A / 15A ▶ Contact Resistance : 5mΩ Max(Initial) ▶ Insulation Resistance : DC 500V 1,000MΩ Min ▶ Wire Size : 0.5~5.0 / 0.3~2.0	320
312 **250** 	▶Terminal Tab Size : 312 / 250 ▶Terminal M : Brass / Pre-Tin F : Brass / Pre-Tin ▶ Housing : P.P Rein forced	▶ Current Rating : 42A / 20A ▶ Contact Resistance : 3mΩ Max(Initial) ▶ Insulation Resistance : DC 500V 1,000MΩ Min ▶ Wire Size : 0.3~5.0 / 0.3~3.0	331
250 (Pitch:10mm)	▶Terminal Tab Size : 250 ▶Terminal F : Brass / Pre-Tin ▶ Housing : P.B.T	▶ Current Rating : 20A ▶ Contact Resistance : 3mΩ Max(Initial) ▶ Insulation Resistance : DC 500V 1,000MΩ Min ▶ Wire Size : 0.3~0.5	332
187 	▶Terminal Tab Size : 187 ▶Terminal F : Brass / Pre-Tin ▶ Housing : Nylon 66	▶ Current Rating : 15A ▶ Contact Resistance : 3mΩ Max(Initial) ▶ Insulation Resistance : DC 500V 1,000MΩ Min ▶ Wire Size : 0.3~3.0	336
110	▶Terminal Tab Size : 110 ▶Terminal M : Brass / Pre-Tin F : Brass / Pre-Tin ▶ Housing : Nylon 6	▶ Current Rating : 10A ▶ Contact Resistance : 3mΩ Max(Initial) ▶ Insulation Resistance : DC 500V 1,000MΩ Min ▶ Wire Size : 0.3~1.5	337
110 WP (Pitch:6.6mm)	▶Terminal Tab Size : 110 ▶Terminal M : Brass / Pre-Tin F : Copper Alloy / Pre-Tin ▶ Housing : P.B.T	▶ Current Rating : 5A ▶ Contact Resistance : 5mΩ Max(Initial) ▶ Insulation Resistance : DC 500V 1,000MΩ Min ▶ Wire Size : 0.22~0.35 & 0.22+0.22, 0.35+0.35	338

*Allowable current may vary depending no. of poles used, size of the wire, time elapsed, temperature etc.

KET ENGINEERED

ELECTRONIC LINEUP

APPEARANCE	MATERIAL	SPECIFICATIONS	PAGE
Ø2.0 (Pitch:6.2mm)	▶Terminal Tab Size : Ø2.0 ▶Terminal M : Brass / Pre-Tin F : Brass / Pre-Tin ▶ Housing : Nylon 6	▶ Current Rating : 15A ▶ Contact Resistance : 5mΩ Max(Initial) ▶ Insulation Resistance : DC 500V 1,000MΩ Min ▶ Wire Size : 0.2~2.0	341
Ø1.3 (Pitch:4.5mm)	▶Terminal Tab Size : Ø1.3 ▶Terminal M : Brass / Pre-Tin F : Brass / Pre-Tin ▶ Housing : Nylon 66	▶ Current Rating : 10A ▶ Contact Resistance : 5mΩ Max(Initial) ▶ Insulation Resistance : DC 500V 1,000MΩ Min ▶ Wire Size : 0.3~1.25	343
3220 (Pitch:6.2mm)	▶Terminal Tab Size : 125 ▶Terminal M : Phos. Bronze / Pre-Tin F : Brass / Pre-Tin ▶ Housing : P.B.T	▶ Current Rating : 20A ▶ Contact Resistance : 5mΩ Max(Initial) ▶ Insulation Resistance : DC 500V 1,000MΩ Min ▶ Wire Size : 0.8~2.4	345
0709 MULTI	▶Terminal Tab Size : 090 / 070 ▶Terminal M : Copper Alloy / Pre-Tin F : Brass / Pre-Tin ▶ Housing : P.B.T	▶ Current Rating : 15A ▶ Contact Resistance : 5mΩ Max(Initial) ▶ Insulation Resistance : DC 500V 1,000MΩ Min ▶ Wire Size : 0.3~2.4	349
1806 D/L (Pitch:6.2mm)	▶Terminal Tab Size : 070 ▶Terminal M : Brass / Pre-Tin F : Copper Alloy / Pre-Tin ▶ Housing : P.B.T	▶ Current Rating : 15A ▶ Contact Resistance : 5mΩ Max(Initial) ▶ Insulation Resistance : DC 500V 1,000MΩ Min ▶ Wire Size : 0.3~2.0	354
1806 (Pitch:6.0mm)	▶Terminal Tab Size : 070 ▶Terminal M : Brass / Pre-Tin F : Copper Alloy / Pre-Tin ▶ Housing : P.B.T	▶ Current Rating : 15A ▶ Contact Resistance : 5mΩ Max(Initial) ▶ Insulation Resistance : DC 500V 1,000MΩ Min ▶ Wire Size : 0.3~2.0	357

*Allowable current may vary depending no. of poles used, size of the wire, time elapsed, temperature etc.

ELECTRONIC LINEUP

APPEARANCE	MATERIAL	SPECIFICATIONS	PAGE
1806 PCB (Pitch:6.0mm) (2P:8.0mm) 	▶Terminal Tab Size : 070 ▶Terminal M : Brass / Pre-Tin F : Copper Alloy / Pre-Tin ▶ Housing : Nylon 66	▶ Current Rating : 15A ▶ Contact Resistance : 5mΩ Max(Initial) ▶ Insulation Resistance : DC 500V 1,000MΩ Min ▶ Wire Size : 0.3~2.0	361
060 PCB (Pitch:4.2mm) 	▶Terminal Tab Size : 060 ▶Terminal M : Brass / Pre-Tin F : Copper Alloy / Pre-Tin ▶ Housing : P.B.T(UL94Vo)	▶ Current Rating : 10A ▶ Contact Resistance : 5mΩ Max(Initial) ▶ Insulation Resistance : DC 500V 1,000MΩ Min ▶ Wire Size : 0.2~0.75	362
1006 (Pitch:2.5mm) 	▶Terminal Tab Size : 040 ▶Terminal M : Brass / Pre-Tin F : Copper Alloy / Pre-Tin ▶ Housing : Nylon	▶ Current Rating : 3A ▶ Contact Resistance : 5mΩ Max(Initial) ▶ Insulation Resistance : DC 500V 1,000MΩ Min ▶ Wire Size : 0.13~0.33	363
2.5mm WTB 	▶Terminal Tab Size : ▶Terminal ▶ Housing :	▶ Current Rating : 4A ▶ Contact Resistance : 10mΩ Max(Initial) ▶ Insulation Resistance : 1,000MΩ Min ▶ Wire Size : 0.13~0.22	365
2.5mm IDC 	▶Terminal Tab Size : ▶Terminal ▶ Housing :	▶ Current Rating : 4A ▶ Contact Resistance : 10mΩ Max(Initial) ▶ Insulation Resistance : 1,000MΩ Min ▶ Wire Size : 0.14~0.22	368
NEW 070 	▶Terminal Tab Size : 070 ▶Terminal ▶ Housing : PET+PC(GWIT) & P.B.T	▶ Current Rating : 15A ▶ Contact Resistance : 5mΩ Max(Initial) ▶ Insulation Resistance : DC 500V 1,000MΩ Min ▶ Wire Size : 0.22~2.17	371

*Allowable current may vary depending no. of poles used, size of the wire, time elapsed, temperature etc.

KET ENGINEERED

ELECTRONIC LINEUP

APPEARANCE	MATERIAL	SPECIFICATIONS	PAGE
070 WP (Pitch:5.8mm) 	▶Terminal Tab Size : 070 ▶Terminal M : Brass / Pre-Tin F : Copper Alloy / Pre-Tin ▶ Housing : PET+PC(GWIT)	▶ Current Rating : 15A ▶ Contact Resistance : 5mΩ Max(Initial) ▶ Insulation Resistance : DC 500V 1,000MΩ Min ▶ Wire Size : 0.35~2.2	374
NEW 060 (Pitch:4.2mm) 	▶Terminal Tab Size : 060 ▶Terminal M : Brass / Pre-Tin F : Copper Alloy / Pre-Tin ▶ Housing : PET+PC(GWIT) & P.B.T	▶ Current Rating : 10A ▶ Contact Resistance : 5mΩ Max(Initial) ▶ Insulation Resistance : DC 500V 1,000MΩ Min ▶ Wire Size : 0.22~1.3 & 0.34+0.34	375
NEW 050 (Pitch:4.2mm) (WP:5.1mm) 	▶Terminal Tab Size : 050 ▶Terminal M : Brass / Pre-Tin F : Copper Alloy / Pre-Tin ▶ Housing : Nylon 66 & PET+PC(GWIT)	▶ Current Rating : 8A ▶ Contact Resistance : 5mΩ Max(Initial) ▶ Insulation Resistance : DC 500V 1,000MΩ Min ▶ Wire Size : 0.22~0.85 & 0.5+0.5, 0.85+0.85	378
POWER BLOCK (Pitch:17.5mm) 	▶Terminal Tab Size ▶Terminal : Brass(Power Terminal) ▶ Housing : PHENOL	▶ Current Rating : 40A ▶ Contact Resistance : 3mΩ Max(Initial) ▶ Insulation Resistance : DC 500V 1,000MΩ Min ▶ Wire Size : 0.82~5.22	382

*Allowable current may vary depending no. of poles used, size of the wire, time elapsed, temperature etc.

ELECTRONIC(Display/Mobile) LINEUP

APPEARANCE	MATERIAL	SPECIFICATIONS	PAGE
HDMI	▶Terminal : Brass or P-Bronze (Au Plating over Ni) ▶Shell : SUS or Bronze or SPC1 (Sn Plating or Ni Plating) ▶Insulator : LCP	▶ Current Rating : 0.5A ▶ Contact Resistance : 30mΩ Max(Initial) ▶ Insulation Resistance : 100MΩ Min	394
POKE IN SERIES 	▶Terminal : P-Bronze (Sn Plating over Ni or Sn Plating) ▶Insulator : LCP	▶ Current Rating : 1A ▶ Contact Resistance : 30mΩ Max(Initial) ▶ Insulation Resistance : 100MΩ Min	398
BATTERY 	▶Insulator : LCP / PA ▶Pin : Copper Alloy (Au Plating over Ni) ▶ Metal Shell : Stainless Steel(Ni-plating)	▶ Current Rating : 3A ▶ Contact Resistance : 50mΩ Max(Initial) ▶ Insulation Resistance : 1,000MΩ Min	404
MICRO USB	▶Insulator : LCP / PA ▶Pin : Copper Alloy (Au Plating over Ni) ▶ Metal Shell : Stainless Steel(Ni-plating)	▶ Current Rating : 0.5A ▶ Contact Resistance : 50mΩ Max(Initial) ▶ Insulation Resistance : 1,000MΩ Min	405
C-CLIP	▶Terminal : P-Bronze / Y-cut (Au Plating over Ni)	▶ Current Rating : 3A ▶ Contact Resistance : 50mΩ Max(Initial) ▶ Height : 1.3H, 1.45H, 1.6H, 2.0H, 3.0H	408

*Allowable current may vary depending no. of poles used, size of the wire, time elapsed, temperature etc.

PRODUCT LINEUP

APPEARANCE	MATERIAL	SPECIFICATIONS	PAGE

*Allowable current may vary depending no. of poles used, size of the wire, time elapsed, temperature etc.

AUTOMOTIVE CONNECTOR

35~295page